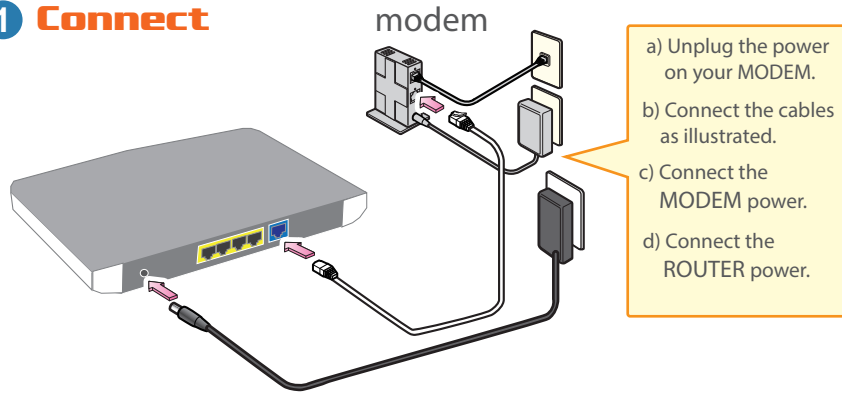


Please check out our extended setup guide and video online. It's great for beginners!
<http://Support.CleanRouter.com>

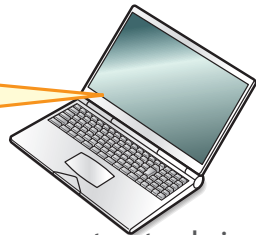
1 Connect



- Unplug the power on your MODEM.
- Connect the cables as illustrated.
- Connect the MODEM power.
- Connect the ROUTER power.

2 Setup Wizard

- Connect a computer or device to the router using either the "CleanRouterWizard" wifi or a cable.
- Open a Browser
- Go to:
<http://192.168.2.1/>
- Complete the wizard.
- Connect to your newly configured Clean Router. The wireless settings change after the wizard so be sure to reconnect.



not actual size

3 Get Help (optional)



<http://Support.CleanRouter.com>
Support@CleanRouter.com

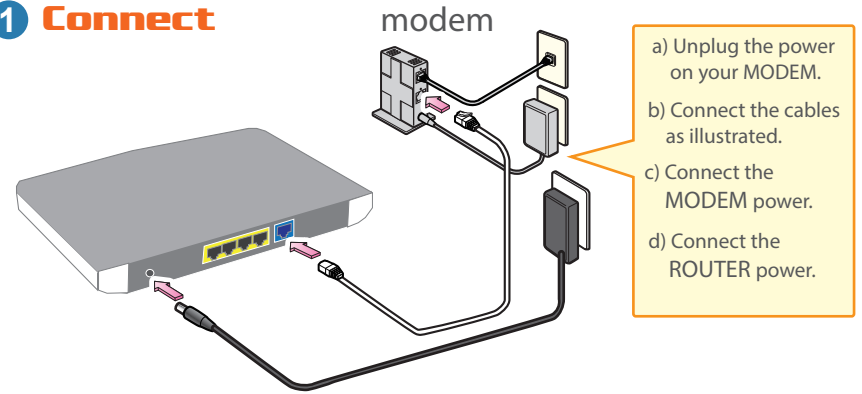


Setup Video

Call: (520) 445-4673
Open 6am to 8pm MST
Monday - Friday
9am to 5pm MST
Saturday

Please check out our extended setup guide and video online. It's great for beginners!
<http://Support.CleanRouter.com>

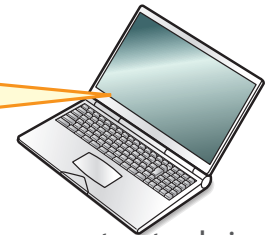
1 Connect



- Unplug the power on your MODEM.
- Connect the cables as illustrated.
- Connect the MODEM power.
- Connect the ROUTER power.

2 Setup Wizard

- Connect a computer or device to the router using either the "CleanRouterWizard" wifi or a cable.
- Open a Browser
- Go to:
<http://192.168.2.1/>
- Complete the wizard.
- Connect to your newly configured Clean Router. The wireless settings change after the wizard so be sure to reconnect.



not actual size

3 Get Help (optional)



<http://Support.CleanRouter.com>
Support@CleanRouter.com



Setup Video

Call: (520) 445-4673
Open 6am to 8pm MST
Monday - Friday
9am to 5pm MST
Saturday